



https://teiresa.github.io/rwd/



# Bootcamp 2021



Toggle between light and dark mode. Coming soon.

Responsive Web Design

JS Alg & Data Structures

Front-End Dev Libraries

Data Visualisation

Back-End Dev & APIs

Quality Assurance

Scientific Computing with Py

Data Analysis with Py

Information Security


Machine Learning with Py

Coding Interview Prep

## JS Algorithms & Data Structures


Lorem ipsum dolor sit amet, consectetur adipisicing elit, sed do eiusmod tempor incididunt ut labore et dolore magna aliqua. Ut enim ad minim veniam, quis nostrud exercitation ullamco laboris nisi ut aliquip ex ea commodo consequat. Excepteur sint occaecat cupidatat non proident, sunt in culpa qui officia deserunt mollit anim id est laborum

Project Title




[Updated Version](#)

Project Title




[Updated Version](#)

Project Title



[Updated Version](#)

Project Title



[Updated Version](#)  
[Notebook](#)

I need to figure out how to have it anchor link to these if they get clicked here. I know how to do that with HTML, but not on here. All of these are the same for now, so I'll just leave it with only the top two being clickable.

Section of Curriculum  
previews  
title  
submitted  
version  
current  
version



# Bootcamp 2021



Responsive Web Design

JS Alg & Data Structures

Front-End Dev Libraries

Data Visualisation

Back-End Dev & APIs

Quality Assurance

Scientific Computing with Py

Data Analysis with Py

Information Security


Machine Learning with Py

Coding Interview Prep

# Responsive Web Design


Lorem ipsum dolor sit amet, consectetur adipiscing elit, sed do eiusmod tempor incididunt ut labore et dolore magna aliqua. Ut enim ad minim veniam, quis nostrud exercitation ullamco laboris nisi ut aliquip ex ea commodo consequat. Excepteur sint occaecat cupidatat

## Tribute Project




[Updated Version](#)

## Survey Form Project




[Updated Version](#)

## Product Page Project




[Updated Version](#)

## Project Title




[Updated Version](#)  
[Notebook](#)

## Technical Doc Project



[Updated Version](#)

## Profile Project



[Updated Version](#)

Responsive Web Design

JS Alg & Data Structures

Front-End Dev Libraries

Data Visualisation

Back-End Dev & APIs

Quality Assurance

Scientific Computing with Py

Data Analysis with Py

Information Security

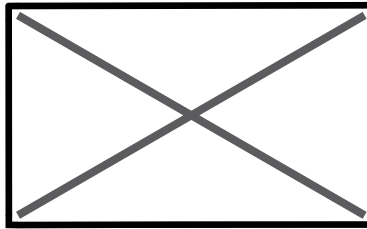
Machine Learning with Py

Coding Interview Prep

# Responsive Web Design

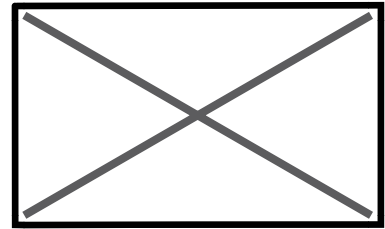
Lorem ipsum dolor sit amet, consectetur adipiscing elit, sed do eiusmod tempor incididunt ut labore et dolore magna aliqua. Ut enim ad minim veniam, quis nostrud exercitation ullamco laboris nisi ut aliquip ex ea commodo consequat. Excepteur sint occaecat cupidatat

## Tribute Project



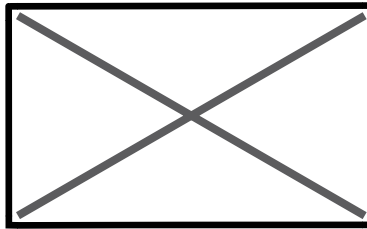
[Updated Version](#)

## Survey Form Project



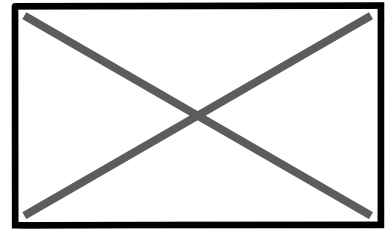
[Updated Version](#)

## Product Page Project




[Updated Version](#)

## Project Title




[Updated Version](#)  
[Notebook](#)

## Technical Doc Project



[Updated Version](#)

## Profile Project



[Updated Version](#)

Responsive Web Design

JS Alg & Data Structures

Front-End Dev Libraries

Data Visualisation

Back-End Dev & APIs

Quality Assurance

Scientific Computing with Py

Data Analysis with Py

Information Security


Machine Learning with Py

Coding Interview Prep

# JS Algorithms & Data Structures


Lorem ipsum dolor sit amet, consectetur adipiscing elit, sed do eiusmod tempor incididunt ut labore et dolore magna aliqua. Ut enim ad minim veniam, quis nostrud exercitation ullamco laboris nisi ut aliquip ex ea commodo consequat. Excepteur sint occaecat cupidatat

**Project Title**




[Updated Version](#)

**Project Title**




[Updated Version](#)

**Project Title**




[Updated Version](#)

**Project Title**




[Updated Version](#)  
[Notebook](#)

**Project Title**




[Updated Version](#)

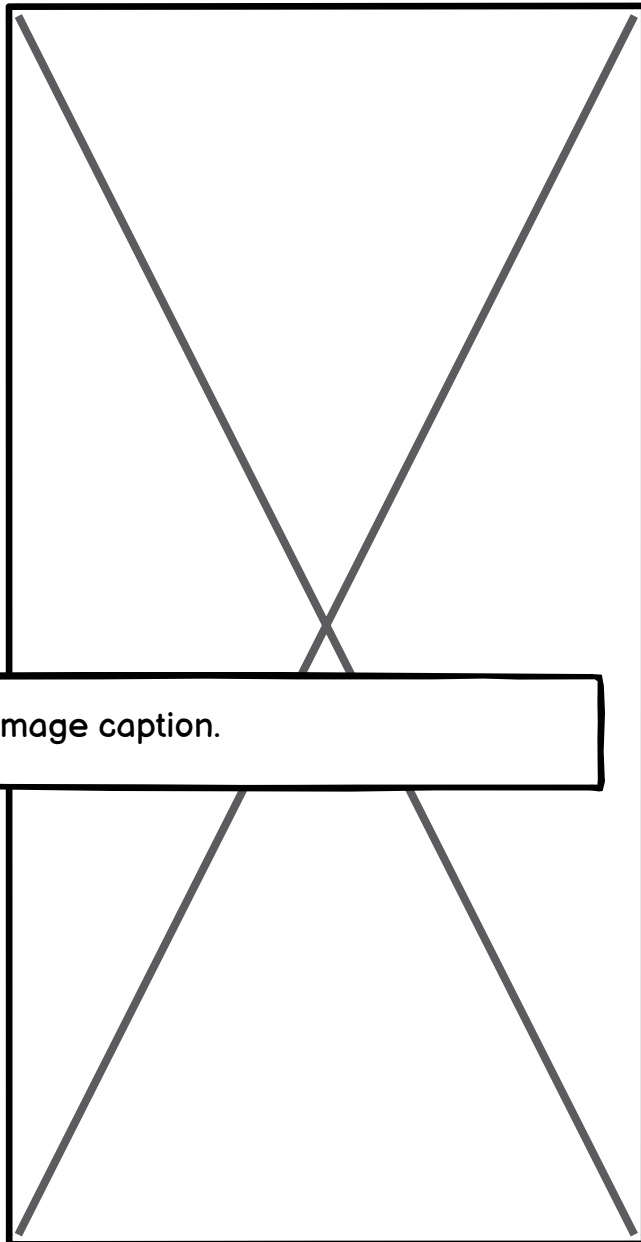
**Project Title**



[Updated Version](#)




# Tribute Page



## Timeline or Facts on Topic

- Item One
- Item Two
- Item Three





# A Technical Document

## Sections

First Tab

Second Tab

Third Tab

Fourth Tab

First Tab

Second Tab

Third Tab

Fourth Tab

First Tab

Second Tab

Third Tab

Fourth Tab

First Tab

Second Tab

Third Tab

Fourth Tab


## First tab

### Section 1

lorem ipsum dolor sit amet consectetur adipiscing elit sed do eiusmod tempor incididunt ut labore et dolore magna aliqua. Ut enim ad minim veniam, quis nostrud exercitation ullamco laboris nisi ut aliquip ex ea commodo consequat. Duis aute irure dolor in reprehenderit in voluptate velit esse cillum dolore eu fugiat nulla pariatur. Excepteur sint occaecat cupidatat non proident, sunt in culpa qui officia deserunt mollit anim id est laborum.


### Section 2

lorem ipsum dolor sit amet consectetur adipiscing elit sed do eiusmod tempor incididunt ut labore et dolore magna aliqua. Ut enim ad minim veniam, quis nostrud exercitation ullamco laboris nisi ut aliquip ex ea commodo consequat. Duis aute irure dolor in reprehenderit in voluptate velit esse cillum dolore eu fugiat nulla pariatur. Excepteur sint occaecat cupidatat non proident, sunt in culpa qui officia deserunt mollit anim id est laborum.



The tabs are not really tabs. It would more be an aside sections with buttons that #link to the headers of sections.





# A Survey Form

*Some text*

Some text

Firstname Lastname or username

Some text

example@email.com

Some text

0 to 100

Pick one of each of the following:

*Some text*

Radio Button

Radio Button

*Some text*

Pick one.

*Some text*

Radio Button

Radio Button

Now you can pick as many as you wish:

*Some text*

Checkbox

Checkbox

Checkbox

Checkbox

Checkbox

Checkbox

Checkbox

Checkbox


Now you can pick as many as you wish:

Type here...

*Some text*

Submit





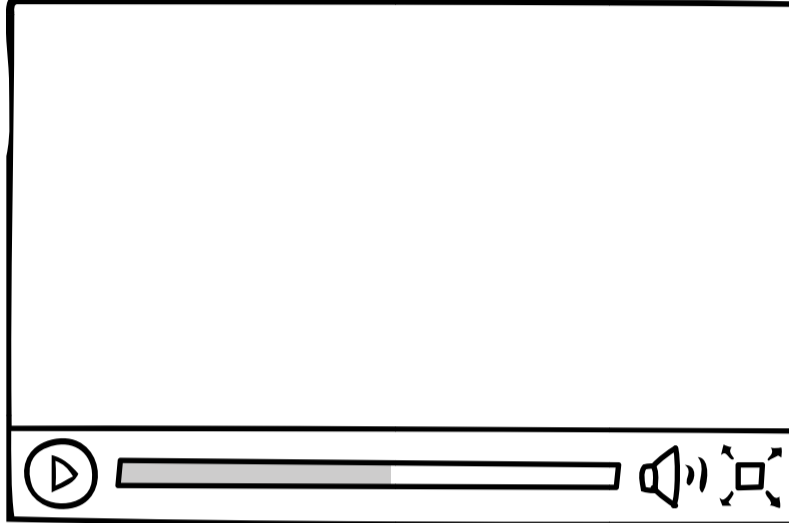
# Product Name

Details

Prices

Inquire

## Details



Placeholder text for the details section, consisting of several lines of illegible text.

## Pricing

Option

Placeholder text for pricing option 1

Fees

Option

Placeholder text for pricing option 2

Fees

Option

Placeholder text for pricing option 3

Fees


## Inquire

Placeholder text for the inquire section, consisting of two lines of illegible text.

Form area containing input fields and a submit button:

- Two short input fields stacked vertically.
- A large rectangular text area below them.
- A "Submit" button at the bottom.





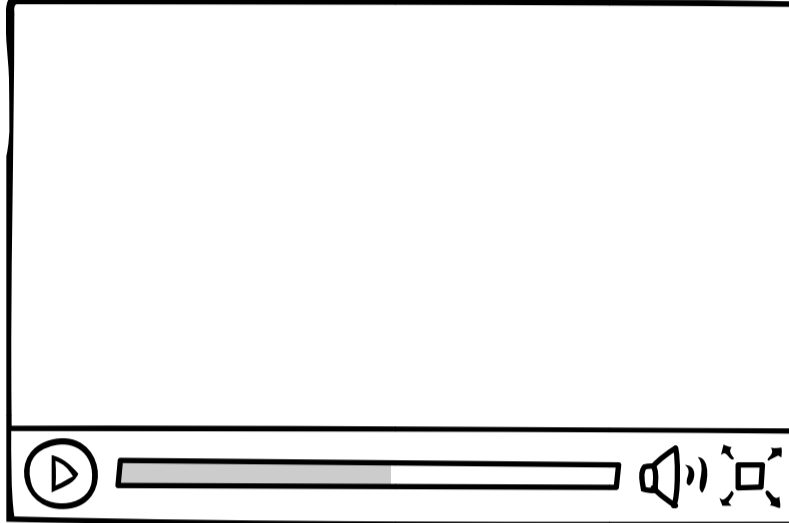
# Product Name

Details

Prices

Inquire

## Details



Placeholder text for the details section.

## Pricing

Option

Placeholder text for pricing option 1.

Fees

Option

Placeholder text for pricing option 2.

Fees

Option

Placeholder text for pricing option 3.

Fees

## Inquire

Placeholder text for the inquire section.

Placeholder text for the inquire form.

Placeholder text for the inquire form.

Submit



Hello!

Only the first two tabs work.

Close

Hello!

This one was just the example  
of layout.

Close